

## Micro terminal - MT 1,5-TWIN BU - 3025532

Please be informed that the data shown in this PDF Document is generated from our Online Catalog. Please find the complete data in the user's documentation. Our General Terms of Use for Downloads are valid (<http://phoenixcontact.com/download>)



Micro terminal, connection method: Screw connection, cross section: 0.14 mm<sup>2</sup> - 1.5 mm<sup>2</sup>, AWG: 26 - 16, width: 4.2 mm, color: blue, mounting type: NS 15

### Your advantages

- ✓ Design width of just 4.2 mm
- ✓ Nominal cross section of 1.5 mm<sup>2</sup>
- ✓ Clear arrangement thanks to marking of all terminal points
- ✓ Space saving thanks to compact design and mounting option on a 15 mm DIN rail
- ✓ Easy potential distribution thanks to standardized screw bridges in the terminal center
- ✓ Snap-on foot for NS 15 DIN rails

### Key Commercial Data

Packing unit	1 pc
Minimum order quantity	50 pc
GTIN	 4 017918 154660
GTIN	4017918154660
Weight per Piece (excluding packing)	3.500 g
Custom tariff number	85369010
Country of origin	Turkey

### Technical data

#### General

Number of levels	2
Number of connections	3
Nominal cross section	1.5 mm <sup>2</sup>

# Micro terminal - MT 1,5-TWIN BU - 3025532

## Technical data

### General

Color	blue
Insulating material	PA
Flammability rating according to UL 94	V0
Rated surge voltage	4 kV
Degree of pollution	3
Overvoltage category	III
Insulating material group	I
Maximum power dissipation for nominal condition	0.56 W (the value is multiplied when connecting multiple levels)
Connection in acc. with standard	IEC 60947-7-1
Nominal current $I_N$	17.5 A
Maximum load current	17.5 A (in case of a 1.5 mm <sup>2</sup> conductor cross section, the maximum load current must not be exceeded by the total current of all connected conductors.)
Nominal voltage $U_N$	400 V
Open side panel	Yes
Shock protection test specification	IEC 60529:2001-02
Back of the hand protection	guaranteed
Finger protection	guaranteed
Result of surge voltage test	Test passed
Surge voltage test setpoint	4.8 kV
Result of power-frequency withstand voltage test	Test passed
Power frequency withstand voltage setpoint	1.89 kV
Checking the mechanical stability of terminal points (5 x conductor connection)	Test passed
Result of flexion and pull-out test	Test passed
Bending test rotation speed	10 rpm
Bending test turns	135
Bending test conductor cross section/weight	0.14 mm <sup>2</sup> / 0.2 kg
	0.5 mm <sup>2</sup> / 0.3 kg
	1.5 mm <sup>2</sup> / 0.4 kg
Tensile test result	Test passed
Result of tight fit on support	Test passed
Tight fit on carrier	NS 15
Setpoint	1 N
Result of voltage-drop test	Test passed
Result of temperature-rise test	Test passed
Short circuit stability result	Test passed
Conductor cross section short circuit testing	1.5 mm <sup>2</sup>

# Micro terminal - MT 1,5-TWIN BU - 3025532

## Technical data

### General

Short-time current	0.18 kA
Result of thermal test	Test passed
Proof of thermal characteristics (needle flame) effective duration	30 s
Relative insulation material temperature index (Elec.; UL 746 B)	130 °C
Temperature index of insulation material (DIN EN 60216-1 (VDE 0304-21))	130 °C
Static insulating material application in cold	-60 °C
Surface flammability NFPA 130 (ASTM E 162)	passed
Specific optical density of smoke NFPA 130 (ASTM E 662)	passed
Smoke gas toxicity NFPA 130 (SMP 800C)	passed
Calorimetric heat release NFPA 130 (ASTM E 1354)	28 MJ/kg
Fire protection for rail vehicles (DIN EN 45545-2) R22	HL 1 - HL 3
Fire protection for rail vehicles (DIN EN 45545-2) R23	HL 1 - HL 3
Fire protection for rail vehicles (DIN EN 45545-2) R24	HL 1 - HL 3
Fire protection for rail vehicles (DIN EN 45545-2) R26	HL 1 - HL 3

### Dimensions

Width	4.2 mm
End cover width	1 mm
Length	28 mm
Height NS 15	30 mm

### Connection data

Connection method	Screw connection
Conductor cross section solid min.	0.14 mm <sup>2</sup>
Conductor cross section solid max.	1.5 mm <sup>2</sup>
Conductor cross section flexible min.	0.14 mm <sup>2</sup>
Conductor cross section flexible max.	1.5 mm <sup>2</sup>
Conductor cross section AWG min.	26
Conductor cross section AWG max.	16
Conductor cross section flexible, with ferrule without plastic sleeve min.	0.25 mm <sup>2</sup>
Conductor cross section flexible, with ferrule without plastic sleeve max.	0.75 mm <sup>2</sup>
Conductor cross section flexible, with ferrule with plastic sleeve min.	0.25 mm <sup>2</sup>
Conductor cross section flexible, with ferrule with plastic sleeve max.	0.75 mm <sup>2</sup>
2 conductors with same cross section, solid min.	0.14 mm <sup>2</sup>
2 conductors with same cross section, solid max.	0.5 mm <sup>2</sup>
2 conductors with same cross section, stranded min.	0.14 mm <sup>2</sup>
2 conductors with same cross section, stranded max.	0.5 mm <sup>2</sup>
Two conductors with the same cross section stranded, with ferrule and without plastic sleeve, minimum	0.25 mm <sup>2</sup>

# Micro terminal - MT 1,5-TWIN BU - 3025532

## Technical data

### Connection data

Two conductors with the same cross section stranded, with ferrule and without plastic sleeve, maximum	0.34 mm <sup>2</sup>
Stripping length	6 mm
Internal cylindrical gage	A1
Screw thread	M2
Tightening torque, min	0.22 Nm
Tightening torque max	0.25 Nm

### Ambient conditions

Operating temperature	-60 °C ... 105 °C (max. short-term operating temperature 130°C)
Ambient temperature (storage/transport)	-25 °C ... 60 °C (for a short time, not exceeding 24 h, -60 °C to +70 °C)
Permissible humidity (storage/transport)	30 % ... 70 %
Ambient temperature (assembly)	-5 °C ... 70 °C
Ambient temperature (actuation)	-5 °C ... 70 °C

### Standards and Regulations

Connection in acc. with standard	CSA
	IEC 60947-7-1
Flammability rating according to UL 94	V0

### Environmental Product Compliance

China RoHS	Environmentally Friendly Use Period = 50 years
	For details about hazardous substances go to tab "Downloads", Category "Manufacturer's declaration"

## Classifications

### eCl@ss

eCl@ss 10.0.1	27141120
eCl@ss 11.0	27141120
eCl@ss 4.0	27141100
eCl@ss 4.1	27141100
eCl@ss 5.0	27141100
eCl@ss 5.1	27141100
eCl@ss 6.0	27141100
eCl@ss 7.0	27141120
eCl@ss 9.0	27141120

### ETIM

ETIM 2.0	EC000897
----------	----------

# Micro terminal - MT 1,5-TWIN BU - 3025532

## Classifications

### ETIM

ETIM 3.0	EC000897
ETIM 4.0	EC000897
ETIM 6.0	EC000897
ETIM 7.0	EC000897

### UNSPSC

UNSPSC 6.01	30211811
UNSPSC 7.0901	39121410
UNSPSC 11	39121410
UNSPSC 12.01	39121410
UNSPSC 13.2	39121410
UNSPSC 18.0	39121410
UNSPSC 19.0	39121410
UNSPSC 20.0	39121410
UNSPSC 21.0	39121410

## Approvals

### Approvals


Approvals

DNV GL / CSA / BV / CCA / EAC / LR

Ex Approvals

### Approval details

DNV GL		<a href="https://approvalfinder.dnvgl.com/">https://approvalfinder.dnvgl.com/</a>	TAE00001CT
--------	---	---	------------

CSA		<a href="http://www.csagroup.org/services-industries/product-listing/">http://www.csagroup.org/services-industries/product-listing/</a>	13631
Nominal voltage UN	300 V		
Nominal current IN	15 A		

# Micro terminal - MT 1,5-TWIN BU - 3025532

## Approvals

mm²/AWG/kcmil	28-14
---------------	-------

BV		<a href="http://www.veristar.com/portal/veristarinfo/generalinfo/approved/approvedProducts/equipmentAndMaterials">http://www.veristar.com/portal/veristarinfo/generalinfo/approved/approvedProducts/equipmentAndMaterials</a>	07774/D0 BV
----	--	---	-------------

CCA			NTR-NL 4238
Nominal voltage UN			400 V
mm²/AWG/kcmil			1.5

EAC			RU C- DE.BL08.B.00534
-----	--	--	--------------------------

LR		<a href="http://www.lr.org/en">http://www.lr.org/en</a>	LR2041789TA
----	--	---	-------------

## Accessories

### Accessories

#### DIN rail

DIN rail, unperforated - NS 15 UNPERF 2000MM - 1401695



DIN rail, unperforated, Standard profile, width: 15 mm, height: 5 mm, acc. to EN 60715, material: Steel, galvanized, passivated with a thick layer, length: 2000 mm, color: silver

DIN rail perforated - NS 15 PERF 2000MM - 1401682



DIN rail perforated, Standard profile, width: 15 mm, height: 5.5 mm, acc. to EN 60715, material: Steel, galvanized, passivated with a thick layer, length: 2000 mm, color: silver

## Micro terminal - MT 1,5-TWIN BU - 3025532

### Accessories

DIN rail perforated - NS 15 AL PERF 2000MM - 1401763



DIN rail perforated, Standard profile, width: 15 mm, height: 5.5 mm, acc. to EN 60715, material: Aluminum, uncoated, length: 2000 mm, color: silver

---

DIN rail perforated - NS 15 WH PERF 2000MM - 1204096



DIN rail perforated, Standard profile, width: 15 mm, height: 5.5 mm, acc. to EN 60715, material: Steel, Galvanized, white passivated, length: 2000 mm, color: silver

---

### End block

End clamp - E/MBK - 1401637



End clamp, width: 6.2 mm, color: gray

---

End clamp - E/MK - 1421633



End clamp, width: 6.2 mm, color: gray

---

End clamp - E/MK 1 - 1421659



End clamp width: 6 mm, color: gray

---

## Micro terminal - MT 1,5-TWIN BU - 3025532

### Accessories

#### Labeled terminal marker

##### Zack Marker strip, flat - ZBF 4 CUS - 0825023



Zack Marker strip, flat, can be ordered: Strip, white, labeled according to customer specifications, mounting type: snap into flat marker groove, for terminal block width: 4.2 mm, lettering field size: 4.2 x 5.2 mm, Number of individual labels: 10

##### Zack Marker strip, flat - ZBF 4,LGS:FORTL.ZAHLEN - 0808626



Zack Marker strip, flat, Strip, white, labeled, printed horizontally: consecutive numbers 1 ... 10, 11 ... 20, etc. up to 91 ... 100, mounting type: snap into flat marker groove, for terminal block width: 4 mm, lettering field size: 4.2 x 5.2 mm, Number of individual labels: 10

##### Zack Marker strip, flat - ZBF 4,QR:FORTL.ZAHLEN - 0808820



Zack Marker strip, flat, Strip, white, labeled, Printed vertically: consecutive numbers 1 ... 10, 11 ... 20, etc. up to 91 ... 100, mounting type: snap into flat marker groove, for terminal block width: 4 mm, lettering field size: 4.2 x 5.2 mm, Number of individual labels: 10

##### Zack Marker strip, flat - ZBF 4,LGS:GERADE ZAHLEN - 0810818



Zack Marker strip, flat, Strip, white, labeled, printed horizontally: consecutive numbers 2 ... 20, 22 ... 40, etc. up to 82 ... 100, mounting type: snap into flat marker groove, for terminal block width: 4 mm, lettering field size: 5.15 x 4.15 mm, Number of individual labels: 10

##### Zack Marker strip, flat - ZBF 4,LGS:UNGERADE ZAHLEN - 0810850



Zack Marker strip, flat, Strip, white, labeled, printed horizontally: Odd numbers 1 - 19, 21 - 39, etc. up to 81 - 99, mounting type: snap into flat marker groove, for terminal block width: 4 mm, lettering field size: 5.15 x 4.15 mm, Number of individual labels: 10

## Micro terminal - MT 1,5-TWIN BU - 3025532

### Accessories

#### Marker for terminal blocks - UC-TMF 4 CUS - 0824630



Marker for terminal blocks, can be ordered: by sheet, white, labeled according to customer specifications, mounting type: snap into flat marker groove, for terminal block width: 4.2 mm, lettering field size: 3.6 x 5.1 mm, Number of individual labels: 120

---

#### Marker for terminal blocks - UCT-TMF 4 CUS - 0829651




Marker for terminal blocks, can be ordered: by sheet, white, labeled according to customer specifications, mounting type: snap into flat marker groove, for terminal block width: 4.2 mm, lettering field size: 3.4 x 4.7 mm, Number of individual labels: 90

---

### Screw bridge

#### Fixed bridge - FBRN 2-4 N - 3001543



Fixed bridge, number of positions: 2, color: silver

---

#### Fixed bridge - FBRN 3-4 N - 3001556



Fixed bridge, number of positions: 3, color: silver

---

#### Fixed bridge - FBRN 4-4 N - 3001569



Fixed bridge, pitch: 4 mm, number of positions: 4, color: silver

## Micro terminal - MT 1,5-TWIN BU - 3025532

### Accessories


Fixed bridge - FBRN 5-4 N - 3001572



Fixed bridge, number of positions: 5, color: silver

---


Fixed bridge - FBRN 6-4 N - 3001585



Fixed bridge, number of positions: 6, color: silver

---

Fixed bridge - FBRN 7-4 N - 3001598



Fixed bridge, number of positions: 7, color: silver

---

Fixed bridge - FBRN 8-4 N - 3001608



Fixed bridge, pitch: 4 mm, number of positions: 8, color: silver

---

Fixed bridge - FBRN 10-4 N - 3001624



Fixed bridge, pitch: 4.2 mm, number of positions: 10, color: silver

---

## Micro terminal - MT 1,5-TWIN BU - 3025532

### Accessories

Fixed bridge - FBRN 20-4 N - 3001637



Fixed bridge, number of positions: 20, color: silver

---

### Screwdriver tools

Screwdriver - SZS 0,4X2,5 VDE - 1205037



Screwdriver, slot-headed, VDE insulated, size: 0.4 x 2.5 x 80 mm, 2-component grip, with non-slip grip

---

### Terminal marking

Zack Marker strip, flat - ZBF 4:UNBEDRUCKT - 0808587



Zack Marker strip, flat, Strip, white, unlabeled, can be labeled with: CMS-P1-PLOTTER, PLOTMARK, mounting type: snap into flat marker groove, for terminal block width: 4 mm, lettering field size: 4.2 x 5.2 mm, Number of individual labels: 10

---

Marker for terminal blocks - UC-TMF 4 - 0818166



Marker for terminal blocks, Sheet, white, unlabeled, can be labeled with: BLUEMARK ID COLOR, BLUEMARK ID, BLUEMARK CLED, PLOTMARK, CMS-P1-PLOTTER, mounting type: snap into flat marker groove, for terminal block width: 4.2 mm, lettering field size: 3.6 x 5.1 mm, Number of individual labels: 120

---

Marker for terminal blocks - UCT-TMF 4 - 0828742



Marker for terminal blocks, Sheet, white, unlabeled, can be labeled with: TOPMARK NEO, TOPMARK LASER, BLUEMARK ID COLOR, BLUEMARK ID, BLUEMARK CLED, THERMOMARK PRIME, THERMOMARK CARD 2.0, THERMOMARK CARD, mounting type: snap into flat marker groove, for terminal block width: 4.2 mm, lettering field size: 3.4 x 4.7 mm, Number of individual labels: 90

## Micro terminal - MT 1,5-TWIN BU - 3025532

### Accessories

---

Test socket

Test adapter - PAI-4 - 3030925



Test adapter, for 4 mm test plug and terminal blocks with 4.2 mm ... 8.2 mm pitch, color: gray

---

---